

PremiumVCEdump

PremiumVCEdump

> Contact Us

Login / Register

Search...



HOME

ALL VENDORS

GUARANTEE

FAQ

TESTIMONIALS

CART (0)

Pass Your Next Certification Exam Fast!

Everything you need to prepare, learn & pass your certification exam easily.

365 days free updates. First attempt guaranteed success.

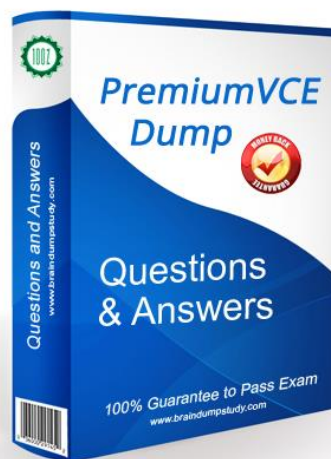
Try **Desktop Test Engine** before you buy

Instant Download ⚡

After Payment, our system will send you the products you purchase in mailbox in a minute after payment. If not received within 2 hours, please contact us.

365 Days Free Updates ❤️

Free update is available within 365 days after your purchase. After 365 days, you will get 50% discounts for updating.



💰 Money Back Guarantee

Full refund if you fail the corresponding exam in 60 days after purchasing. And Free get any another product.

🔒 Security & Privacy

We respect customer privacy. We use McAfee's security service to provide you with utmost security for your personal information & peace of mind.

<http://www.premiumvcedump.com/>

High-Quality Certification Exam Premium VCE Braindumps materials

Exam : **070-481**

Title : Essentials of Developing
Windows Store Apps using
HTML5 and JavaScript

Vendor : Microsoft

Version : DEMO

NO.1 You need to implement the business requirement for the layout of the user interface.
Which navigation design patterns should you implement? (Each answer presents part of the solution.
Choose all that apply)

- A. Use the Detail pages hierarchical system design pattern to display toys that belong to a category.
- B. Use the Flat system design pattern to navigate the different toy categories.
- C. Use the Hub pages hierarchical system design pattern to navigate the different toy categories.
- D. Use the Section pages hierarchical system design pattern to display toys that belong to a category.

Answer: A,C

NO.2 DRAG DROP

You are developing a Windows Store app that uses a CredentialPicker control to collect the user's user name and password credentials.

The CredentialPicker control has the following requirements:

- The Remember my credentials check box must be selected by default.
- The text "Enter user name and password" must be displayed in the message header of the dialog box.

You need to ensure that the requirements are met.

Which properties should you use? (To answer, drag the appropriate properties to the correct locations in the answer area.

Each property may be used once, more than once, or not at all. You may need to drag the split bar between panes or scroll to view content.)

Answer:

NO.3 You develop a Windows Store app that displays information for a multi-day conference.

You use a ListView control to display the list of available sessions.

Users must be able to group sessions by track, by speaker, or by day.

You need to ensure that users can select sessions and add sessions to their calendars.

Which contract or extension should you use?

- A. Contact Picker
- B. Calendar Picker

- C. Appointment Manager
- D. Contact Manager

Answer: C

NO.4 You need to ensure that the settings for the About page meet the business requirements. Which attribute should you add to the DIV element in line AB07?

- A. data-win-options="{width:'narrow'}"
- B. data-win-options="{width:'346'}"
- C. data-win-options="{size:'narrow'}"
- D. data-win-options={size:'346'}"

Answer: A

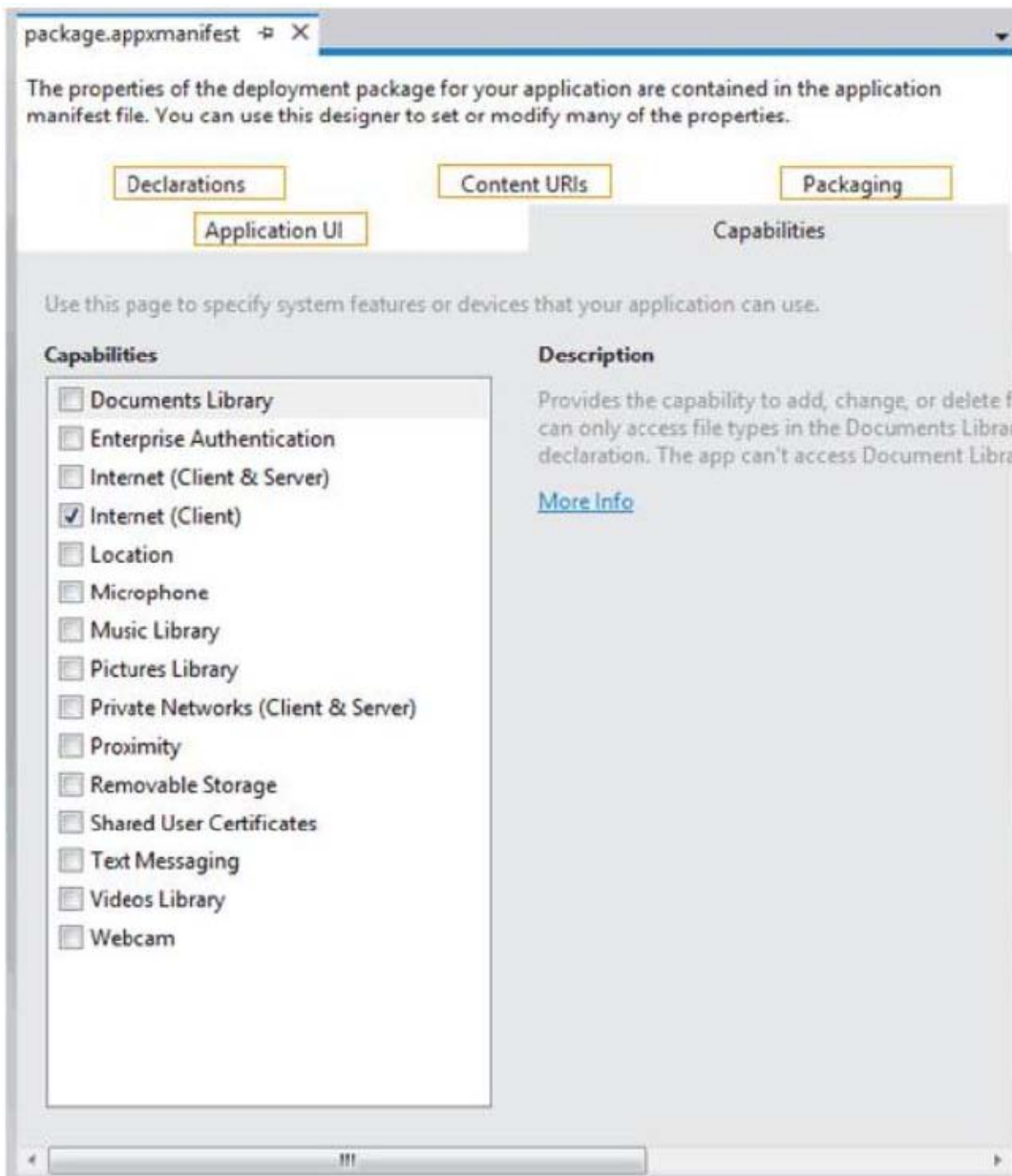
NO.5 HOTSPOT

You are developing a Windows Store app.

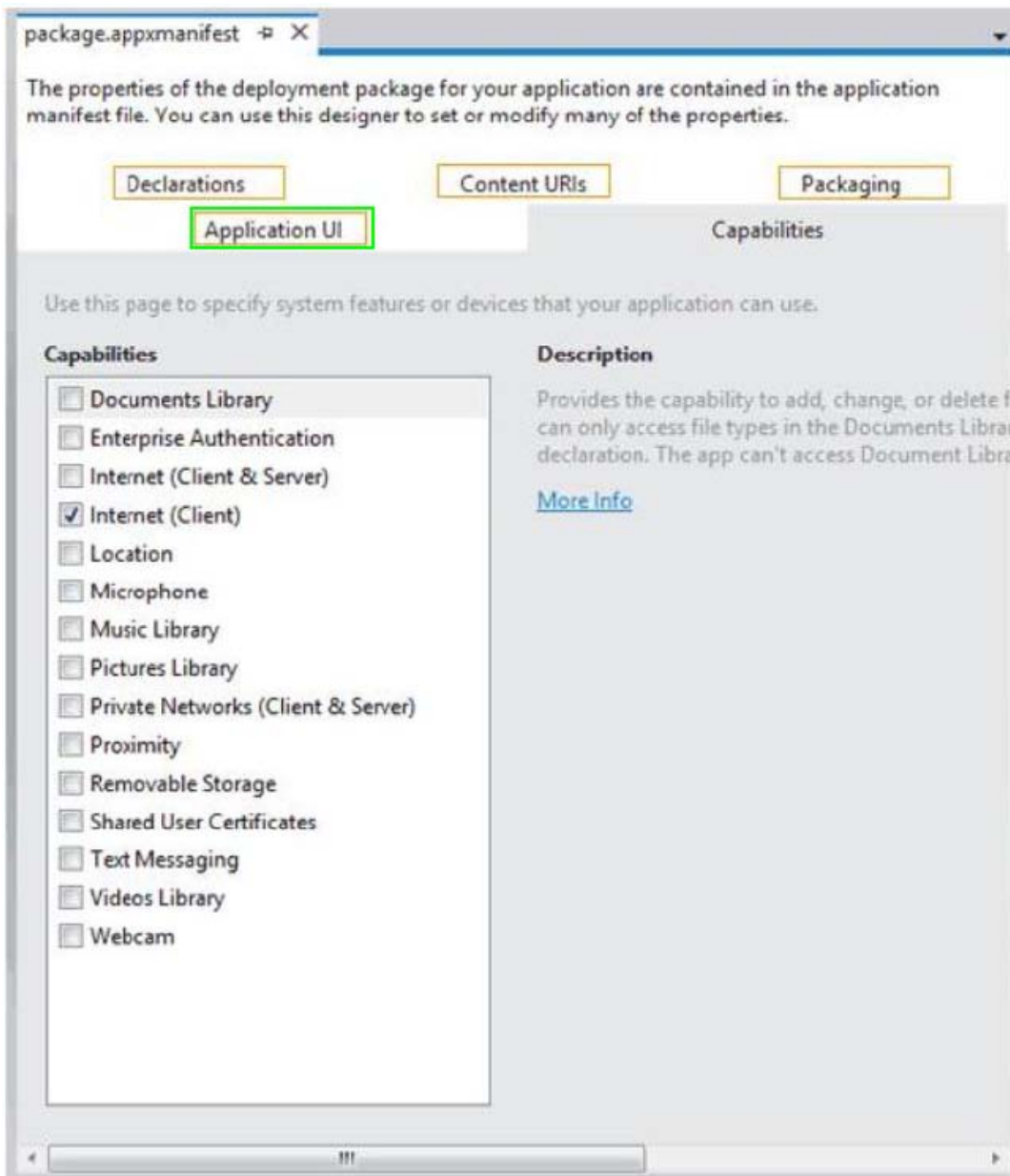
The app must use toast notifications to alert users when the app is operating in the background.

You need configure the app to support toast notifications.

Which tab in Visual Studio should you use? (To answer, select the appropriate tab in the answer area.)



Answer:



NO.6 You need to ensure that the navigation requirements for displaying news items are met. Which code segment should you insert at line NP04?

- A. Windows.Devices.Enumeration
- B. Windows.Devices.Input
- C. Windows.Media.Devices
- D. Windows.UI.Input

Answer: D

NO.7 You are developing a Windows Store app. The app must provide single sign-on (SSO) to a Microsoft account and to social networks. The SSO feature must be accessible from any device.

You need to implement SSO.

Which authentication strategy should you use?

- A. Account settings

- B. Certificate authentication
- C. Credential Picker
- D. Credential Locker

Answer: A

NO.8 You develop a Windows Store app. The app is a memory game that displays a 6x6 grid of squares.

When the user taps or swipes a square, the square must flip over to display an image.

When testing the app, you find that swiping the tile does not cause it to flip over.

You need to ensure that the game responds correctly to user input.

Which event should you listen for?

- A. MSGestureChange
- B. pointerup
- C. pointermove
- D. pointerout

Answer: A

NO.9 You are developing a Windows Store enterprise app.

The app must retrieve data from other apps asynchronously across domains by using the XMLHttpRequest object.

You need to retrieve the data.

What should you use?

- A. winJS.xhr
- B. getResponseStream()
- C. HttpWebRequest
- D. HTTPClient

Answer: C

NO.10 DRAG DROP

You are developing a Windows Store app. The app allows users to browse contacts from a social networking site.

The app has the following requirements:

- The user must be able to select more than one contact at a time.
- The app must display all of the details for the selected contacts.

You need to ensure that the requirements are met.

Which code segments should you use? (To answer, drag the appropriate code segments to the correct locations in the answer area. Each code segment may be used once, more than once, or not at all. You may need to drag the split bar between panes or scroll to view content.)

```
picker.pickSingleContactAsync()
picker.pickMultipleContactsAsync()
Windows.ApplicationModel.Contacts.ContactSelectionMode.fields;
Windows.ApplicationModel.Contacts.ContactSelectionMode.contacts;

function selectContacts() {
    var picker = Windows.ApplicationModel.Contacts.ContactPicker();
    picker.commitButtonText = "Select";
    picker.selectionMode = 
    .then(function (contacts) {
        ...
    });
};
}
```

Answer:

```
picker.pickSingleContactAsync()
picker.pickMultipleContactsAsync()
Windows.ApplicationModel.Contacts.ContactSelectionMode.fields;
Windows.ApplicationModel.Contacts.ContactSelectionMode.contacts;

function selectContacts() {
    var picker = Windows.ApplicationModel.Contacts.ContactPicker();
    picker.commitButtonText = "Select";
    picker.selectionMode = Windows.ApplicationModel.Contacts.ContactSelectionMode.contacts;

    picker.pickMultipleContactsAsync()
    .then(function (contacts) {
        ...
    });
};
}
```

NO.11 HOTSPOT

You are developing a Windows Store app. The app allows users to browse contacts from a social networking site.

The app has the following requirements:

- The user must be able to select more than one contact at a time.
- The app must display all of the details for the selected contacts. You need to ensure that the requirements are met.

Which code segments should you use? (To answer, select the correct option from each drop-down list in the answer area.)

```
function selectContacts() {
    var picker = Windows.ApplicationModel.Contacts.ContactPicker();
    picker.commitButtonText = "Select";
    picker.selectionMode =
    [ ]
    [ ]
    .then(function (contacts) {
        ...
    });
});
}
function selectContacts() {
    var picker = Windows.ApplicationModel.Contacts.ContactPicker();
    picker.commitButtonText = "Select";
    picker.selectionMode =
    [ ]
    picker.pickSingleContactAsync()
    picker.pickMultipleContactsAsync()
    Windows.ApplicationModel.Contacts.ContactSelectionMode.fields;
    Windows.ApplicationModel.Contacts.ContactSelectionMode.contacts;
    [ ]
    picker.pickSingleContactAsync()
    picker.pickMultipleContactsAsync()
    Windows.ApplicationModel.Contacts.ContactSelectionMode.fields;
    Windows.ApplicationModel.Contacts.ContactSelectionMode.contacts;
    [ ]
    .then(function (contacts) {
        ...
    });
});
}
```

Answer:

```
function selectContacts() {
    var picker = Windows.ApplicationModel.Contacts.ContactPicker();
    picker.commitButtonText = "Select";
    picker.selectionMode =

```

picker.pickSingleContactAsync()
 picker.pickMultipleContactsAsync()
 Windows.ApplicationModel.Contacts.ContactSelectionMode.fields;
 Windows.ApplicationModel.Contacts.ContactSelectionMode.contacts;

picker.pickSingleContactAsync()
 picker.pickMultipleContactsAsync()
 Windows.ApplicationModel.Contacts.ContactSelectionMode.fields;
 Windows.ApplicationModel.Contacts.ContactSelectionMode.contacts;

```

    .then(function (contacts) {
        ...
    });
});
}

```

NO.12 You are developing a Windows Store app. The app has an app bar that is defined as shown in the following code segment.

```
<div data-win-control="WinJS.UI.AppBar"
    data-win-options="{layout: 'custom'}">
    ...
</div>
```

You need to style the app bar to match the style of the app.

Which CSS class should you use?

- A. win-commandlayout
- B. win-surface
- C. win-appbar
- D. win-listview
- E. win-viewport

Answer: C